



## Dimensions



## Accessories



TRIMLESS TOOL



DRIVER OPTIONS



HIGH CHROMATIC LED

## PRODUCT

Name	BUDDY TILT TRIMLESS MEDIUM 3500K N
Reference	A5081023N
Colour	Matt black
RAL	9005
Category	CEILING RECESSED

## LIGHT SOURCE

Type	LED
Gross luminous flux	795 / 1210 lm
Colour temperature	3500 K
Chromatic stability	MacAdam Step 2
Colour Rendering Index	CRI>90
Power	4 / 6,6 W
Current	125 / 200 mA
Efficacy	199 / 183 lm/W
LED lifespan	L80B10 >66.000h
Energy efficiency class	D

## LIGHTING FIXTURE | PHOTOMETRIC DATA

Lighting efficiency	72%
Light beam angle	43°

## LIGHTING FIXTURE | ELECTRICAL DATA

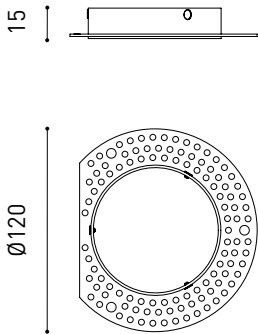
Driver	Excluded
Dimming	No Dim / DALI / Casambi / Phase Cut
Electrical insulation class	II

## OTHER DATA

Sealing	IP54
Wireless control	Please Consult
Recess measurements	Ø79 mm
Rotation angle	25°
Weight	140 g
Packaged weight	211 g
Packaging dimensions	139 x 105 x 90 mm
Units per package	1
Materials	Aluminium / Polycarbonate / Polymethyl Methacrylate



The sophistication of recessed lighting. Buddy is here to maximise the luminous performance of the classic recessed luminaire. It emerges with a solid and purposeful design, greater energy savings and excellent visual comfort. The product family comes in several versions with four opening angles -flood, medium, spot and super spot-. The dim to warm technology enables Buddy to facilitate comfort to the space by dimming the intensity and colour temperature. Furthermore, with the tunable White feature it can be controlled independently. Its four versions per position demonstrate its versatility: recessed, trimless, tilt and the tilt trimless version, which maintains its light output at all opening angles.



PRODUCT	
Model	BUDDY Tilt Trimless Accessory
Reference	A508-10-90
Material	Iron
Coating	Zinc plated
Category	Accessories

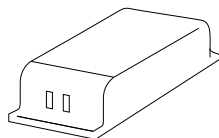
MANDATORY FOR INSTALLATION



Ø79



DRIVER OPTIONS			P	I	CCT	Flux
BUDDY 1	NO DIM	0434-01-85	4W	125mA	2700K	760lm
					3000K	790lm
					3500K	795lm
					4000K	800lm
BUDDY 2	NO DIM	0434-01-86	6,6W	200mA	2700K	1150 lm
	DALI	0434-01-89			3000K	1200 lm
	CASAMBI	0434-01-91			3500K	1210 lm
	PHASE CUT	0434-01-92			4000K	1220 lm
BUDDY Super Spot	NO DIM	0434-01-87	6W	500mA	2700K	750 lm
	DALI	0434-01-88			3000K	790 lm
					3500K	825 lm
					4000K	845 lm
BUDDY Tunable White	DALI	0434-01-90	6,7W	400mA	1800-4000K	690 lm
					2700-5000K	815 lm
BUDDY Dim to Warm	DALI	0434-01-94	6W	350mA	1800-3000K	650 lm
	PHASE CUT	0434-01-95				
220 240 V~			48V Please Consult			



## DRIVER

0434-01-92 DRIVER LED DIM PH.CUT CONFIG.200mA

## PHASE CUT DIMMERS TESTED FOR COMPATIBILITY:

Brand / Manufacturer	Model number	Dimming Type
Busch	2247U	Leading edge
Busch	6523 U	Leading edge
Legrand	Cat 400T	Trailing edge
Legrand	6708300%	Trailing edge
Legrand	77006200%	Trailing edge
NIKO	310-01900	Trailing edge
NIKO	310-02700	Trailing edge
NIKO	310-02800	Trailing edge
OSRAM	MCU Te250	Trailing edge
Siemens	5TC8 284	Trailing edge
Diginet	MEDM/LED Smart phase (DGLCDM400)	Trailing edge
Clipsal	32ELED	Trailing edge
Hager B&R	WBMD400LED	Trailing edge
V-PRO	250W MAX. GLS	Trailing edge
SG	LEDDIM 400	Trailing edge
ELKO	316 GLED	Leading edge
Hamilton	LEDIT-B100	Trailing edge
VLTIMATE	GU6012L	Trailing edge
SHUTTLE	SDIM-T-LED500W	Leading edge
RADIANT	LEDDIMO4-500W	Trailing edge
GIRA	238500%	Trailing /Leading edge
JUNG	122400%	Trailing /Leading edge

THE PARTICULAR CONDITIONS OF EACH INSTALLATION AND THE SPECIFICATIONS AND CONDITIONS OF USE OF EACH REGULATOR, MAY DIFFER FROM THOSE CONSIDERED IN THE COMPATIBILITY TESTING, AND AFFECT ITS PERFORMANCE IN SAID INSTALLATION.

FOR MORE INFO, PLEASE CONSULT



INSTALLATION GUIDE  
[https://youtu.be/sa\\_xAgj4ji4](https://youtu.be/sa_xAgj4ji4)



PRODUCT	
Model	Trimless Tool <b>D79 X D120 MM</b>
Reference	A478-00-05
Category	Accessories



Vivid Model Colour Temperature	2700K	3000K	3500K	4000K	Light Pink
 Reading			•	•	
 Fruits & Vegetables		•	•		
 Bakery	•				
 Retail		•	•		
 Cosmetics			•	•	
 Meat					•
 Fish				•	
 Seafood				•	•

## High Chromatic LED

For commercial product showcasing.

Arkoslight offers, in some of its products, the possibility to incorporate a special LED designed to enhance the visual presentation of goods and products for commercial purposes.

This high-chromaticity LED is selected to highlight tones that encourage a positive psychological perception of the illuminated object.

The light source provides a more attractive and intense colour palette than a conventional LED. This is achieved through a specific LED configuration under a "special saturation parameter," allowing colours and textures to appear more vivid within the visible spectrum.

The diode and its phosphor coating are carefully selected for each application.



Fuente de luz (LED) reemplazable por un profesional autorizado

Replaceable (LED only) light source by an authorized professional.

Source lumineuse (LED) remplaçable par un professionnel agréé

Sorgente luminosa (LED) sostituibile da parte di un professionista autorizzato

Austauschbare (LED) Lichtquelle durch einen autorisierten Fachmann



Equipo de control reemplazable por un profesional autorizado

Replaceable control gear by an authorized professional

Dispositif de commande remplaçable par un professionnel agréé

Alimentatore sostituibile da parte di un professionista autorizzato

Auswechselbares Betriebsgerät durch autorisierten Fachmann

## Instrucciones para el final de vida y la eliminación de los componentes:

### Instructions on end-of-life and component disposal:

### Instructions pour la gestion des composants en fin de vie et leur mise au rebut :

### Istruzioni per il fine vita e lo smaltimento dei componenti:

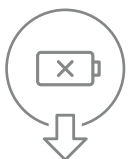
### Anweisungen zur entsorgung der Leuchtenkomponenten:



Interrumpir la alimentación del aparato  
Cut the power supply to the luminaire  
Couper l'alimentation du luminaire  
Interrompere l'alimentazione dell'apparecchio  
Stromversorgung der Leuchte unterbrechen



Quitar la(s) fuente(s) de luz para el desecho  
Remove light source(s) for disposal  
Retirer la (les) source(s) lumineuse(s) pour l'élimination  
Rimuovere la/le sorgente/e di luce per lo smaltimento  
Lichtquelle(n) zur Entsorgung entfernen



Quitar la batería para el desecho  
Remove the battery for decommissioning  
Retirer la batterie pour sa mise au rebut  
Rimuovere la batteria per la dismissione  
Die Batterie ordnungsgemäß entsorgen



Quitar el equipo de control para el desecho  
Remove control gear for disposal  
Retirer le dispositif de commande pour l'élimination  
Rimuovere l'alimentatore per lo smaltimento  
Betriebsgerät zur Entsorgung ausbauen

Enviar los materiales a un centro de recogida RAEE  
Send the materials to a WEEE collection centre  
Envoyer les matériaux dans une déchetterie DEEE  
Inviare i materiali ad un centro di raccolta RAEE  
Die Materialien in einem WEEE-Zentrum entsorgen

